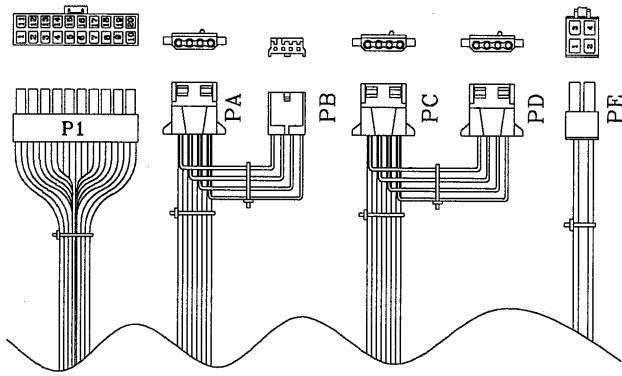
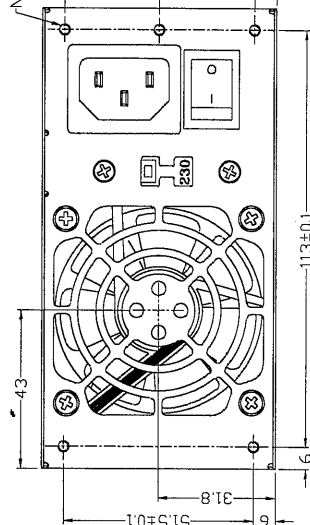
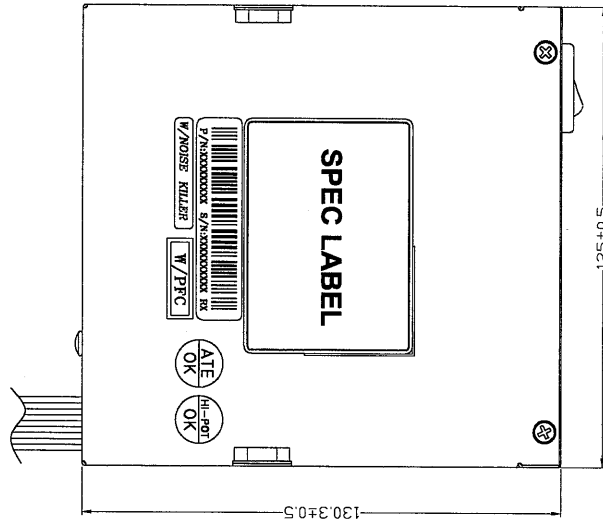




REF. D.	FIN NO.	SIGNAL	WIRE COLOR	GAUGE	CONNECTOR TYPE	LENGTH
P1	1	+3.3V	ORANGE	18	MOLEX 320±15	320±15 mm
	2	+3.3V	ORANGE	18	39-01-2200 or EQUIV.	
	3	COM	BLACK	18		
	4	+5V	RED	18		
	5	COM	BLACK	18		
	6	+5V	RED	18		
	7	COM	BLACK	18		
	8	PW-OK	GRAY	24		
	9	+5Vsb	PURPLE	24		
	10	+12V	YELLOW	18		
	11	+3.3V	ORANGE	20		
	12	3-SENSE	BROWN	24		
	13	-12V	BLUE	24		
	14	COM	BLACK	18		
	15	PS-ON	GREEN	24		
	16	COM	BLACK	18		
	17	COM	BLACK	18		
	18		NC			
	19	+5V	RED	18		
	20	+5V	RED	18		
PA	1	+12V	YELLOW	18	AMP 310±15 or EQUIV.	310±15 mm
	2	COM	BLACK	18	1-460424-0 or EQUIV.	
	3	COM	BLACK	18		
	4	+5V	RED	18		
PB	1	+12V	YELLOW	22	AMP 170±10 or EQUIV.	170±10 mm
	2	COM	BLACK	22	171822-4 or EQUIV.	
	3	COM	BLACK	22		
	4	+5V	RED	22		
PC	1	+12V	YELLOW	18	AMP 320±15 or EQUIV.	320±15 mm
	2	COM	BLACK	18	1-460424-0 or EQUIV.	
	3	COM	BLACK	18		
	4	+5V	RED	18		
PD	1	+12V	YELLOW	18	AMP 170±10 or EQUIV.	170±10 mm
	2	COM	BLACK	18	1-460424-0 or EQUIV.	
	3	COM	BLACK	18		
	4	+5V	RED	18		
PE	1	COM	BLACK	20	MOLEX 310±15 or EQUIV.	310±15 mm
	2	COM	BLACK	20	39-01-2040 or EQUIV.	
	3	+12V	YELLOW	20		
	4	+12V	YELLOW	20		

NOTE:

1. ALL THE LENGTH OF OUTPUT WIRES EXCLUDE HOUSING.
2. 產地標籤依業務指示加貼。

UNIT:mm



P/N.:9PA2700100

MODEL NO. : FSP270-50SNV(PF)	TITLE: ASSY	SHEET: 1 OF 1	REV:01
R&D	PE	DRAWN	DATE
翁順利 3/27/2003	邱文良 3/27	劉文樞 3/27	Mer.27.2003
INTERIOR COUNTERSIGN:			祺