



全漢企業股份有限公司

SPI Electronic Co., Ltd.

台灣桃園市建國東路 22 號
TEL : 886-3-375-9888
<http://www.fsp-group.com.tw>


No. 22, Jianguo E. Rd., Taoyuan City,
Taiwan, R.O.C.
FAX : 886-3-375-6966
Email:sales@mail.fsp-group.com.tw

SPECIFICATION



ESD04020388

Released Date:2006/7/5-16:27:32

 全漢企業股份有限公司
FSP Electronics Co., Ltd.

台灣 桃園市建國東路 22 號
No.22, Jianguo E, Rd., Taoyuan City, Taiwan, R.O.C.
TEL:+886-3-375-9888 FAX:+886-3-375-6966

SPECIFICATION

FSP150-ACA

P.E	R/D	APPROVED	REV.
Anson Liao	Armin Hsu	LJ Wei	000

表單編號：7000P-0105



全漢企業股份有限公司


SPI Electronic Co., Ltd.

Electrical Specification

History

REV.	Description	Date	Drawn	Mechanical	Electrical	Approved
<u>000</u>	SPEC ISSUE	Oct.08'03	Gigi	Sum Chen	Armin Hsu	LJ Wei

MODEL NO. **FSP150-ACA**SHEET 1 OF 7



Electrical Specification

Electrical Requirements

1. Input Characteristics:

ITEM	CONDITION	SPECIFICATION
1.1 Rated Input Voltage		100V / 240V
1.2 Input Voltage Range		90VAC to 264VAC
1.3 Input Frequency Range		47Hz to 63Hz (± 1 Hz)
1.4 Input Current	100Vac, 240Vac / 7.5A load	≤ 2.0 A
1.5 Input Current Harmonic		IEC1000-3-2
1.6 Efficiency: (Warm up 10minutes later)	100Vac / 7.5A 240Vac / 7.5A	$\geq 88\%$ $\geq 88\%$
1.7 Inrush Current	100Vac, 240Vac / 7.5A load	Shall be less than the rating of adapter critical component (including rectifiers, fuse surge and current limiting device)
1.8 Power Saving	100Vac, 240Vac / 0A Load	< 1 W

MODEL NO. **FSP150-ACA**

SHEET 2 OF 7



全漢企業股份有限公司

SPI Electronic Co., Ltd.

Electrical Specification

2. Output Characteristics:

※Measured at the end of DC cable.

ITEM	CONDITION	SPECIFICATION
2.1 Output Rated Voltage		20V
2.2 Output Current	at constant voltage mode	0A to 7.5A
2.3 Output Voltage Setting	at the output end of DC cable	19V ~ 21V
2.4 Output Voltage Ripple and Noise: (0.1uF Ceramic Cap. and 35V 47uF Aluminum Cap. Paralleled between the end of output cable)	90Vac / 7.5A 264Vac / 7.5A	≤ 380mVp-p
2.5 Turn-On Delay Time:	At 100Vac / 150W load, output voltage shall remain regulation	≤ 5Sec.
2.6 Hold Up Time:	At 100Vac or 240Vac / 150W load, output voltage shall remain regulation	≥ 3mS
2.7 Rise Time:	At 100Vac / 150W load, DC output rise time from 5% to 95% of Vo	≤ 100mS

MODEL NO. **FSP150-ACA**SHEET 3 OF 7



全漢企業股份有限公司


SPI Electronic Co., Ltd.

Electrical Specification

3. Protection Characteristics:

ITEM	CONDITION	SPECIFICATION
3.1 Over-Voltage Protection	The adapter will enter into shut down that means no output while over voltage happened at output terminal that caused by internal fault. the output trip voltage will be less than <u>25V</u> . That might be return to normal state by AC reset.	Shutdown and no damage
3.2 Over Current Protection:	When an internal fault occurs, or an external fault is applied to the adapter, such that an overload(20A) or short circuit is applied to the output, the adapter shall shut down . It will enter into normal condition if the fault condition is removed.	Auto-Recovery.
3.3 Over Temperature Protection:	No deformation and no discoloration on case and will be shut down. That will be return to normal state by AC reset.	No broken, no smoke.

MODEL NO. **FSP150-ACA**SHEET 4 OF 7



Electrical Specification

4. Environmental Characteristics:

ITEM	CONDITION	SPECIFICATION
4.1 Electric Fast Transients: Refer to IEC1000-4-4 level 3	Impulse: $\pm 1\text{kV}$ applied to L, N and chassis, pulse duration 50nS period 5 minutes. Max. load. Impulse: $\pm 2\text{kV}$ applied to L, N and chassis, pulse duration 50nS period 5 minutes. Max. load.	Normal function error No damage
4.2 Lightning Surge: Refer to IEC1000-4-5 level 3	$\pm 1\text{kV}$ applied between line and line, pulse rise time 1.2us and duty time 50uS, 10 times test each one. $\pm 2\text{kV}$ applied between line and line or line and power ground (signal ground), pulse rise time 1.2us and duty time 50uS, 10 times test each one.	Normal function error No damage
4.4 Electron Static Discharge: (Refer to IEC1000-4-2 Energy Storage Capacitor 150pF; Discharge resistor 330 Ω)	Air Discharge: $\pm 15\text{KV}$ min. Contact Discharge: $\pm 8\text{KV}$ min.	Normal function error Normal function error
4.5 Cooling	Natural air cooling	
4.6 EMI: Adapter comply with the following national standards: EMI Conducted Emission EMI Radiated Emission	Max. load. The adapter internal filter to meet	FCC CLASS B CISPR22 CLASS B VCCI CLASS II
4.7 Safety conforming:		Depends on customer's requirement.
4.8 Leakage Current	240Vac / 60Hz 100Vac / 60Hz	$\leq 250\mu\text{A}$
4.9 Insulation Resistance:	Between AC input and secondary applied 500Vdc for 1 minute.	$\geq 30\text{M}\Omega$

MODEL NO. **FSP150-ACA**

SHEET 5 OF 7



全漢企業股份有限公司

SPI Electronic Co., Ltd.

Electrical Specification

ITEM	CONDITION	SPECIFICATION
4.10 Dielectric Strength: (Hi-Pot)	Between AC input and secondary AC 3KV, test time 1 minute, and cut off current shall be less than 10mA AC 3kV, test time 1 sec. In production line	
4.11 Temperature:	Operating Storage	0 to 40°C -20 to +80°C
4.12 Humidity:	Operating Storage	20% ~ 80% 10% ~ 90%

MODEL NO. **FSP150-ACA**SHEET 6 OF 7



全漢企業股份有限公司

SPI Electronic Co., Ltd.

Electrical Specification

5. Mechanical Characteristics:

ITEM	CONDITION	SPECIFICATION
5.1 Dimension (Length x Width x Height)		171x72x40 mm
5.2 Adapter weight Case material		800g (typical)
5.3 Input AC socket Type		IEC 320 C14 Type
5.4 Output DC Cable Length Wire style		1800±50mm UL 1571 14AWG

MODEL NO. **FSP150-ACA**SHEET 7 OF 7